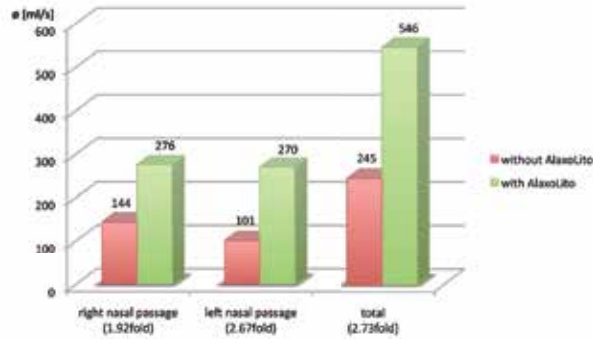


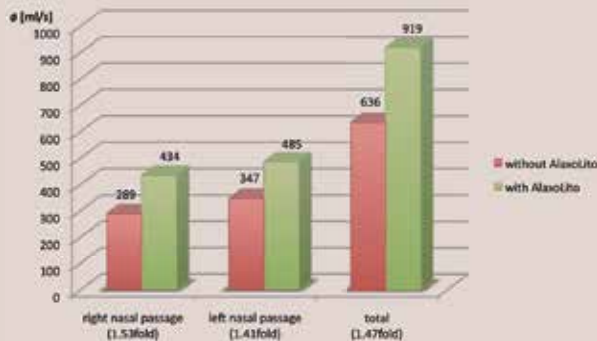
THERAPEUTIC EFFICIENCY

Dr. Peter Renner tested the **AlaxoLito** Nasal Stent by rhinomanometry for its efficacy in increasing nasal flow with 10 patients with decreased nasal breathing.



On average the nasal flow of 245 ml/s was improved by 123% and a value of 546 ml/s – which is normal condition – was achieved. The maximal value recorded for a single nasal passage was plus 724%. These results demonstrate the power of the **AlaxoLito** Nasal Stent to increase the nasal flow of patients from a severely reduced level to a normal level so that healthy nasal breathing is enabled.

Another test with 11 healthy persons proved increase even of normal nasal flow by 47% on average by use of the **AlaxoLito** Nasal Stent.



Application of the **AlaxoLito** Nasal Stent leads to a significant improvement of nasal breathing and reduction of flow noise. Sleeping becomes more healthy and relaxing as a consequence of the improved oxygen supply.

MEDICAL INDICATIONS

The **AlaxoLito** Nasal Stent is a medically examined and CE marked prescription medical device for treatment of decreased nasal breathing and resulting snoring for patients of age 18 and higher. The **AlaxoLito** Nasal Stent can be applied for up to 18 hours per use.

OTHER APPLICATIONS

Testing of the **AlaxoLito** during sports (road racing, cross country skiing, mountain hiking) reproducibly resulted in a strongly enhanced condition. Its application during endurance sports may lead to severely enhanced performance of the sports person due to the improved nasal breathing. It is known that nasal breathing compared to mouth breathing increases the blood oxygen content by 10-15% and that it stimulates the parasympathetic nerve system.

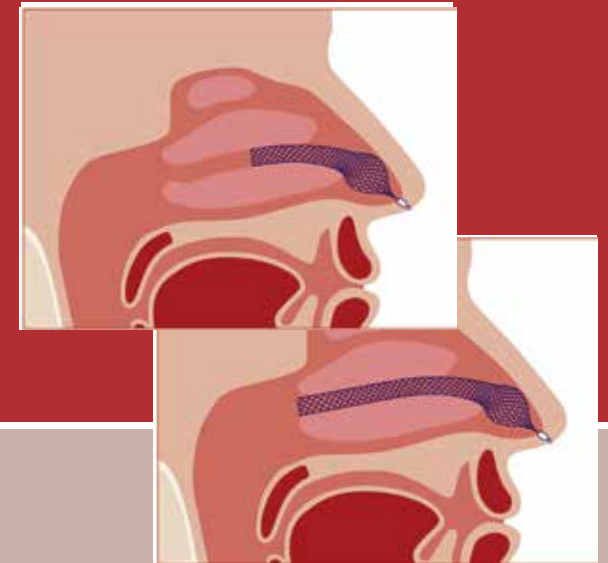
Likewise, first application tests in case of a cold demonstrated that with **AlaxoLito** nasal breathing can be well restored, allowing for a calm sleep of the sick user.

HOW DO I GET THE AlaxoLito NASAL STENT?

The attending physician prescribes the **AlaxoLito** or the **AlaxoLito Plus** Nasal Stent, resp. Please contact us in advance before sending any prescription in order to buy the respective **AlaxoLito** Set. We first need to ensure that we are allowed to deliver to your country. The CE mark allows sales in all countries of the European Union but not automatically in other countries.

The allowed period of use for an **AlaxoLito** Set is 18 months. We can deliver only to self-pay patients.

AlaxoLito



AlaxoLito + PLUS

Nasal Stents

The innovative therapy for improved nasal breathing

© Alaxo GmbH V2.0 / 0912 / Layout: www.clarsicht.de

Alaxo GmbH
Auf dem Rotental 47
50226 Frechen
Germany

Phone: +49 2234 962908
E-mail: service@alaxo.com
Web: www.alaxolito.com

www.alaxolito.com

THE AlaxoLito NASAL STENT

The **AlaxoLito** Nasal Stent is a medical device for treatment of decreased nasal breathing as well as resulting snoring. Causes can be nasal alar collapse, nasal valve collapse or turbinate hyperplasia.

The product was developed together with the ENT physician Dr. Peter Renner (Cologne, Germany) and is specifically adapted for application in the nasal cavity. The smooth stent braid is made from the memory metal nitinol. It has a ball-shaped widening which is positioned at the nasal valve and a cylindrical longer section which splints the turbinates.



The **AlaxoLito** (top in photo) and the **AlaxoLito Plus**, resp. (bottom in photo), is self-applied to the nose by the patient, usually for the period of sleep or e.g. during sports activities.

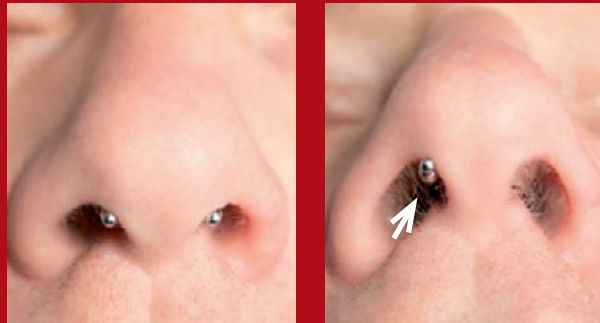
The stent has an opening force adapted to supporting the nasal alar and nasal valve and to splinting of the turbinates.

Thereby a healthy diameter of the airway and a very good therapeutic effect are achieved concurrent with high wearing comfort. The nasal tissue is not overstretched and no mucosal irritation occurs.

The innovative concept of the **AlaxoLito** Nasal Stent for the first time enables an efficient conservative therapy of nasal alar collapse and turbinate hyperplasia. As a result wellness and health of a large number of patients can be improved.

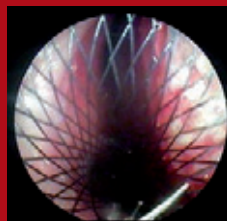
APPLICATION OF THE AlaxoLito

For application the **AlaxoLito** Nasal Stent is pulled into a thin introduction tube which then is introduced horizontally into the nose (in the lower or middle nasal passage). Subsequent retraction of the introduction tube from the nose leads to self-expansion of the nitinol braid. The ball-shaped widening locates directly at the nasal valve (see arrow in right photo). The cylindrical section splints the anterior (**AlaxoLito**) or the full (**AlaxoLito Plus**), resp., nasal passage. Usually each one stent is introduced into the right and the left nostril. Simple handling of the **AlaxoLito** Nasal Stent allows easy self-application by the patient.



Due to the shape of the nitinol braid stable positioning within the nose, secured against shifting during application and sleep, is achieved. The nasal valve and the nasal alar are efficiently splinted but without any expansion by strong pressure. Therefore no uncomfortable feeling of pressure arises.

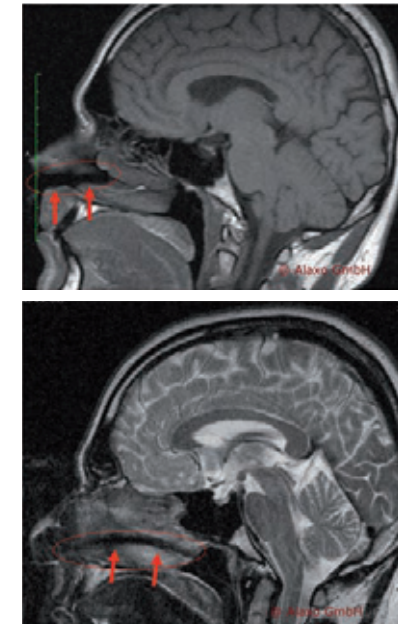
The nasal stent is optimized in its design so that it is hardly visible in the nostril.



Endoscopic view into the **AlaxoLito** stent in the nose.

After use the stent is slowly removed from the nostril and cleaned.

The **AlaxoLito** nitinol braid is well visible in magnetic resonance imaging (MRI) in the nasal cavity and the nasal passage.



MRI images of the **AlaxoLito** Nasal Stent (top) and the **AlaxoLito Plus** Nasal Stent (bottom) in the nasal cavity and the middle nasal passage

Also in computer tomography (CT) the position of the nitinol braid in the nose, especially of the ball-shaped widening directly at the nasal valve, is well visible (see arrow in image).



CT image of the **AlaxoLito** Nasal Stent positioned in the middle nasal passage